

Merlin®

making magic



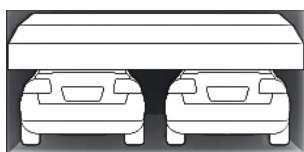
MT800

The Perfect Choice

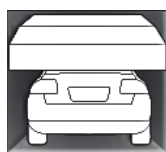
For residential sectional doors

With European styling, this feature-packed DC opener has the power and reliability to open large double tilt or sectional doors up to 16.5m². The MT800 is the perfect choice for modern homes.

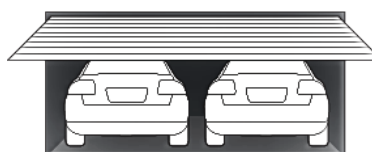
DOOR TYPES: for sectional and tilt garage doors up to 16.5m²



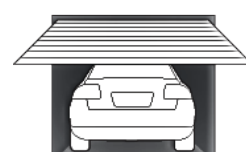
Double Sectional



Single Sectional



Double Tilt



Single Tilt

KEY BENEFITS:

Soft Start/Stop Function

The MT800 is equipped with Soft Start/Stop technology, designed to ensure smooth and quiet door operation.

Drive System: *Belt or Chain*

Premium belt drive system for ultra quiet performance or industrial strength chain drive system with C rail.

Accessories Included

This opener features two handheld mini transmitters and a wireless wall button. Illustrations are provided in the 'Kit Contents' section. See the reverse page for some optional accessories.

Auto-close

Automatically closes door after a pre-determined delay time. Requires installation of IR Beams – optional extra.

24V Accessory Output

Allows easy installation of wired accessory devices directly to the opener's power supply terminals.

Courtesy lighting

40 Watt light illuminates your garage when the opener is activated.

Standard Merlin safety features

Automatic Safety Reverse

With its automatic safety function your garage door will stop and reverse automatically if obstructed going down or stop if obstructed going up. Your door can also be stopped and locked at any height for ventilation.

Automatic Force Sensing

Equipped with automatic force sensing, with each operation the garage door opener monitors and adjusts the force needed to open your garage door.

Manual Release

In case of power failure you can simply activate the manual release to open your garage door.

KIT CONTENTS:



1 x Powerhead



2 x Three channel key ring mini-transmitters C945



Wireless wall button CM128

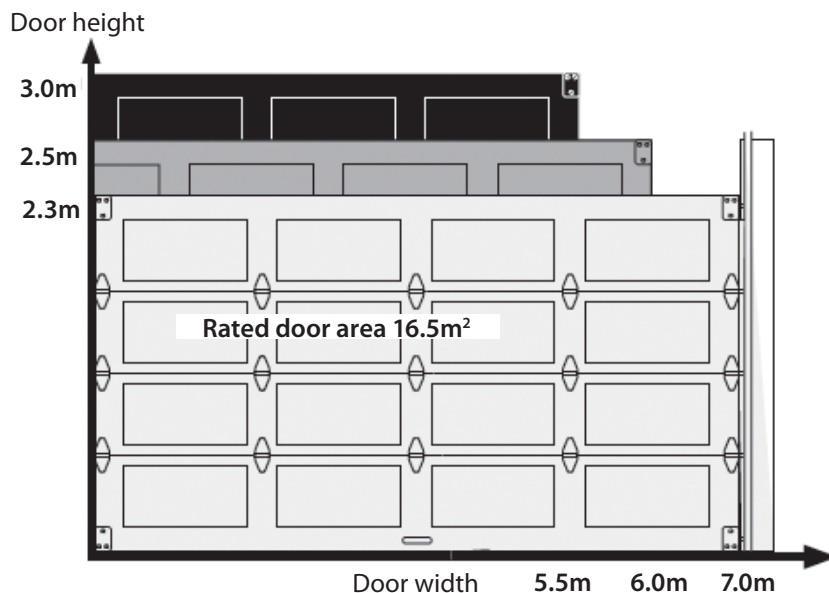
SPECIFICATIONS:

- 24V DC motor with thermal overload protection
- Input voltage: 240V AC
- Rated door area: 16.5m²
- Pulling force: 800N
- Segmented or one piece C-rail with belt or chain drive system
- 24V accessory output
- 433.92 MHz AM radio with Chamberlain Peak Detect™ rolling code technology
- Up to 64 memory registers
- Garage illumination: 240V/ Max. 40 Watt E27

Warranty

Backed by a full 2 year / 5,000 cycle unit warranty and 5 year / 15,000 cycle motor warranty* we stand behind our products with an after sales support team and service that we believe to be the best in the industry. We can offer this warranty because of our global quality standards, manufacturing quality and continuous improvement processes. *Conditions Apply

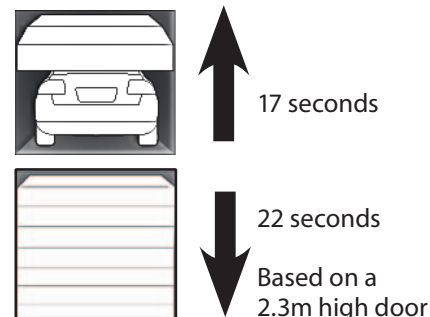




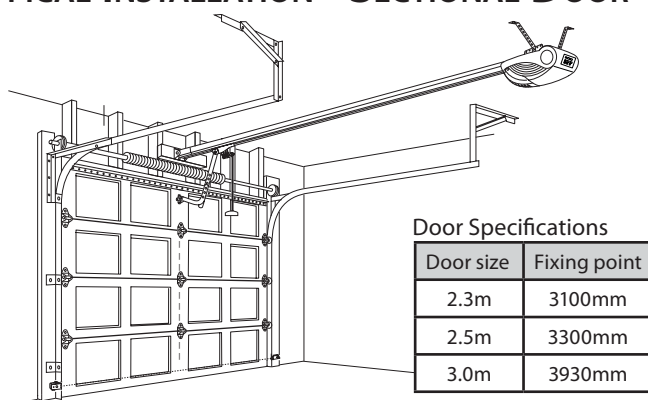
DOOR SPECIFICATIONS:

- Maximum lifting under spring tension—20 Kgs
- Suitable for steel and timber spring balanced doors
- Maximum lifting height (with extensions) 3.5m

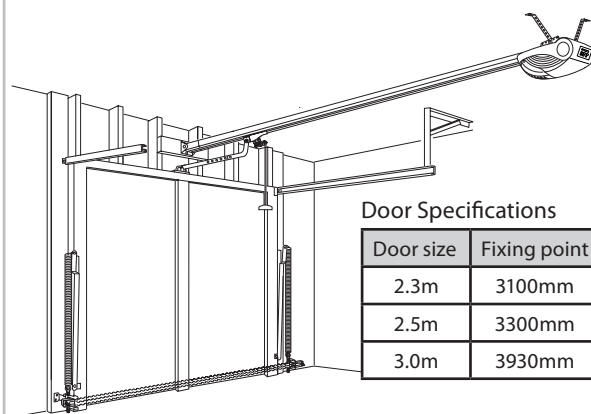
DOOR OPENING AND CLOSING TIMES



TYPICAL INSTALLATION - SECTIONAL DOOR



TYPICAL INSTALLATION - TILT DOOR



OPTIONAL ACCESSORIES



Motion detecting control panel.
C198



Wall or visor mounted single channel transmitter.
C940



4 channel mini-transmitter.
CM844



Wireless open door monitor.
CLDM1ANZ



Protector System safety beam sensors.
C77



Wireless Keypad.
C840

...making magic

Merlin is one of a group of brand names owned and managed by the Chamberlain Group, the world's largest manufacturer of garage door openers.

As a manufacturer of some of the world's most reliable and efficient products in our market, we are determined to build on our reputation as the industry leader by exceeding our customer's expectations, providing exceptional products and services.

Our preoccupation with quality not only applies to manufacturing. We insist on high performance standards in every aspect of our business, placing quality at the forefront of everything we do in the understanding that each of us is accountable for ensuring we achieve our quality objectives.

CHAMBERLAIN®

Chamberlain ANZ

Australia: T: 1800 638 234 F: 1800 888 121

New Zealand: T: 0800 653 667 F: 0800 653 663

E: sales@chamberlainanz.com W: go-merlin.com

™ Trademark of The Chamberlain Group, Inc.

® Registered Trademark of the Chamberlain Group, Inc.

© 2012 The Chamberlain Group, Inc.

M0412S014 Specifications are subject to change without prior notice.

